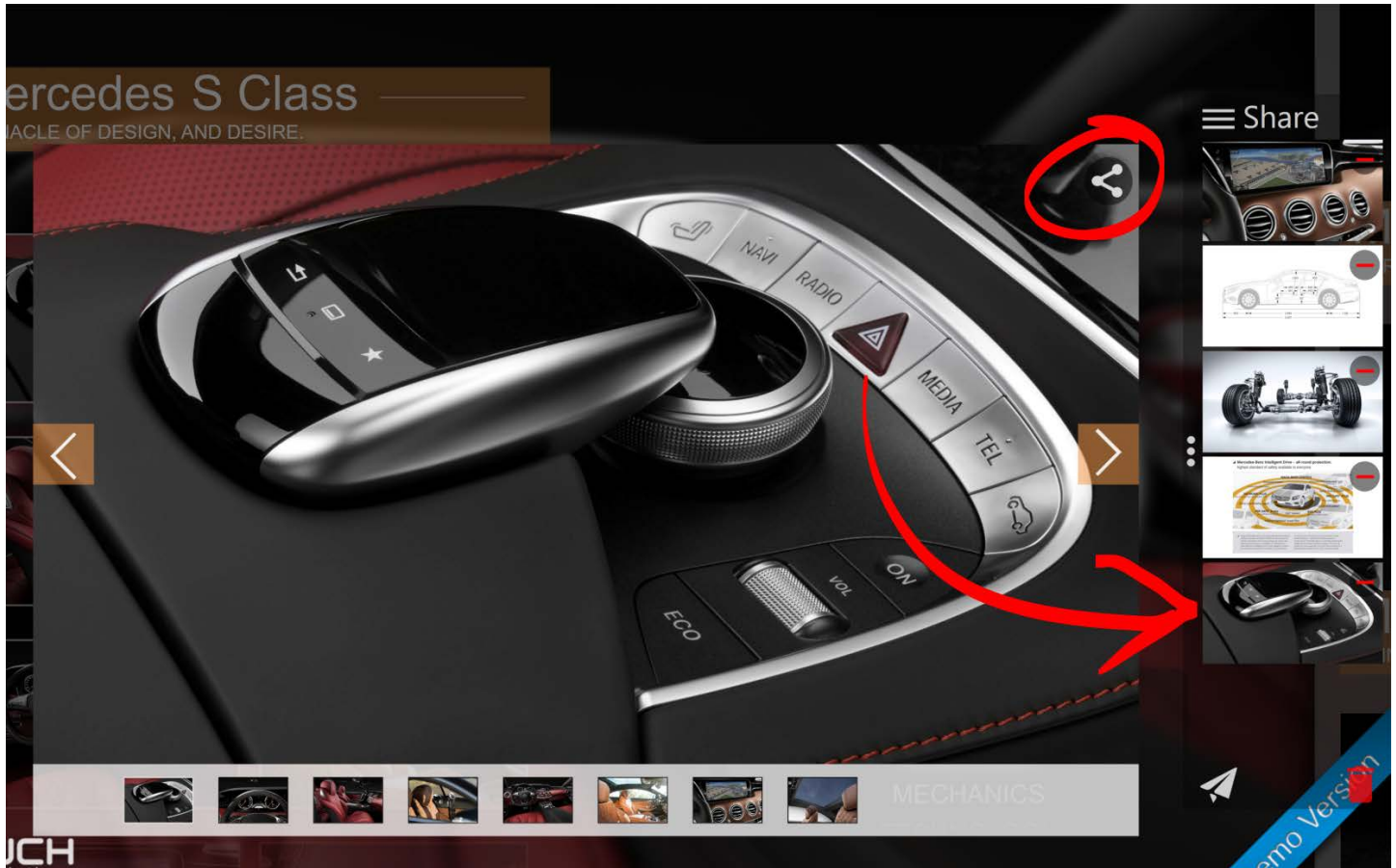


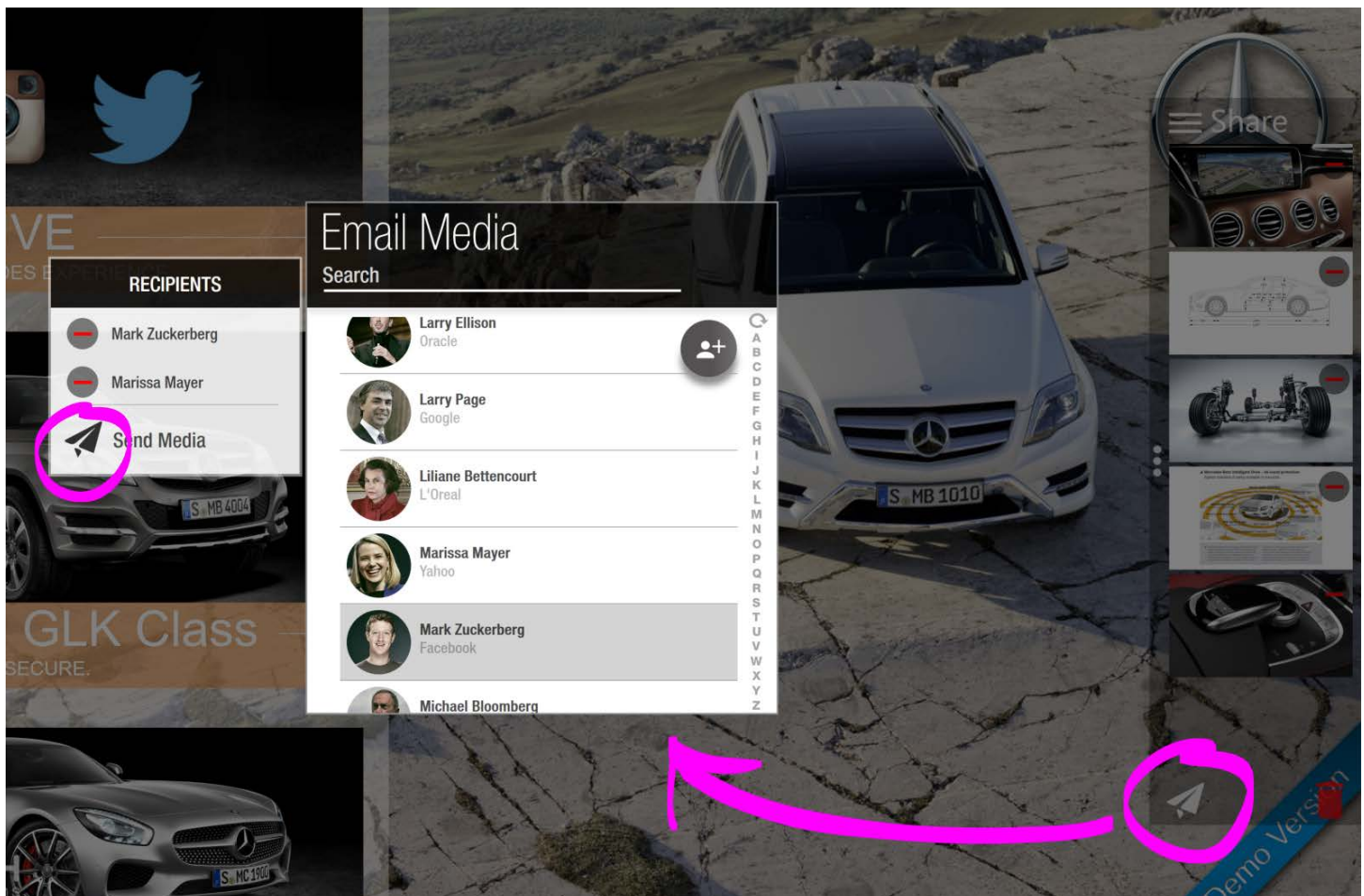
1. Adding media/products to cart

Images, videos, products and services can be added to a guest's personalized cart as they are browsing your myShowcase presentation.



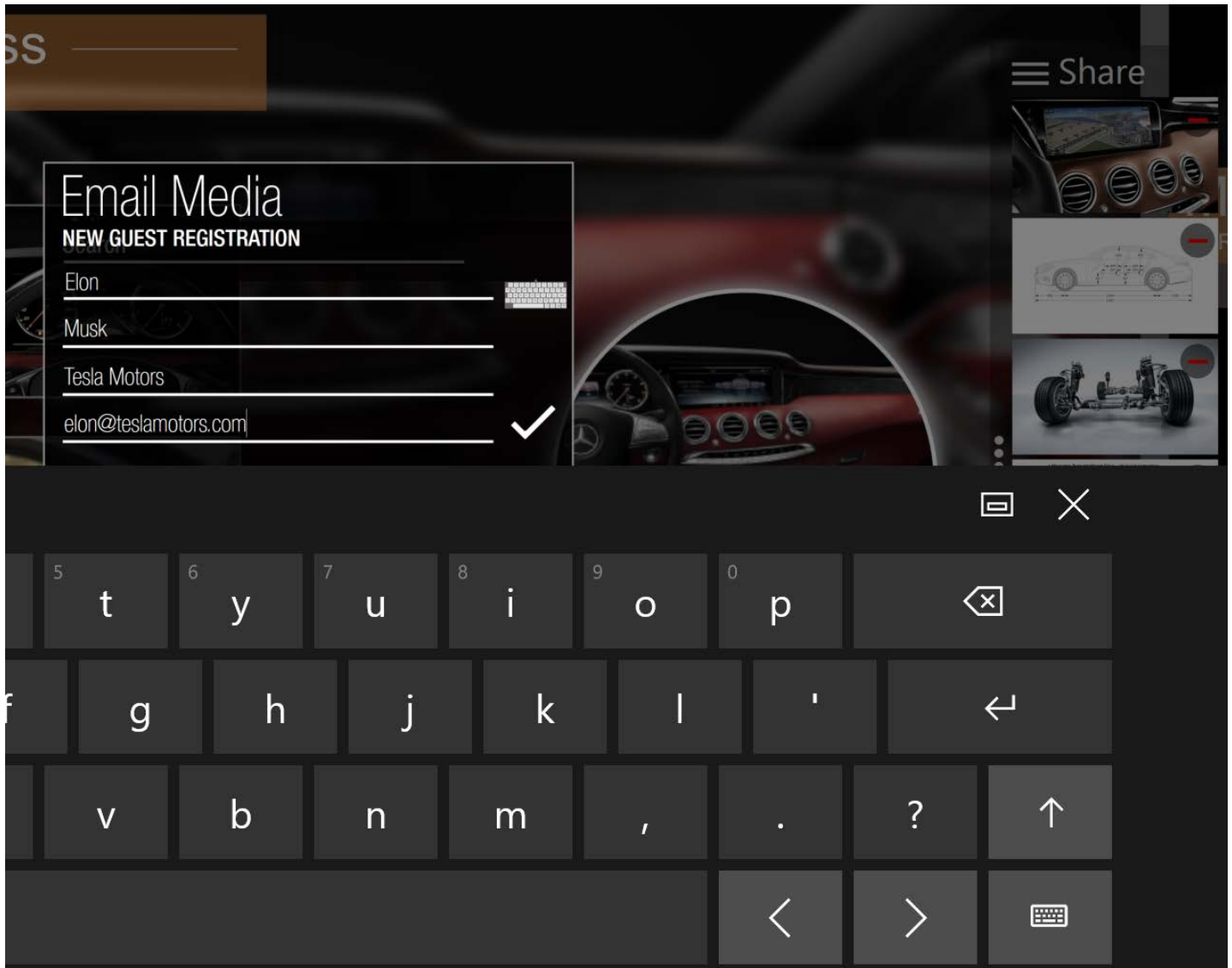
2A. Prepopulated list

Names can be preloaded within the CMS and guest/attendees can select themselves, colleagues and their account managers to share the desired content with.



2B. Guest adds their information

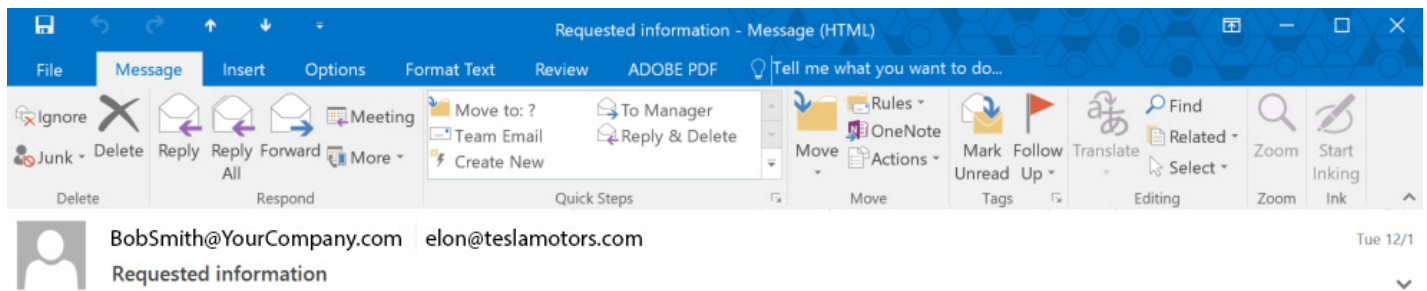
If the guest/attendee list is not available, the guest can add their information to receive their personalized cart via email.



The screenshot displays the 'Email Media' registration form within the myShowcase Premium application. The form is titled 'Email Media' and 'NEW GUEST REGISTRATION'. It contains four input fields: 'Name' (filled with 'Elon'), 'Last Name' (filled with 'Musk'), 'Company' (filled with 'Tesla Motors'), and 'Email' (filled with 'elon@teslamotors.com'). A green checkmark is visible next to the email field, indicating successful registration. The background of the application shows a red sports car. On the right side, there is a 'Share' button and a vertical stack of three images: a car's interior dashboard, a car's side profile, and a car's chassis. At the bottom, a virtual keyboard is visible, and a 'Close' button (X) is located in the top right corner of the form area.

3. Guest receives automated email with their cart contents

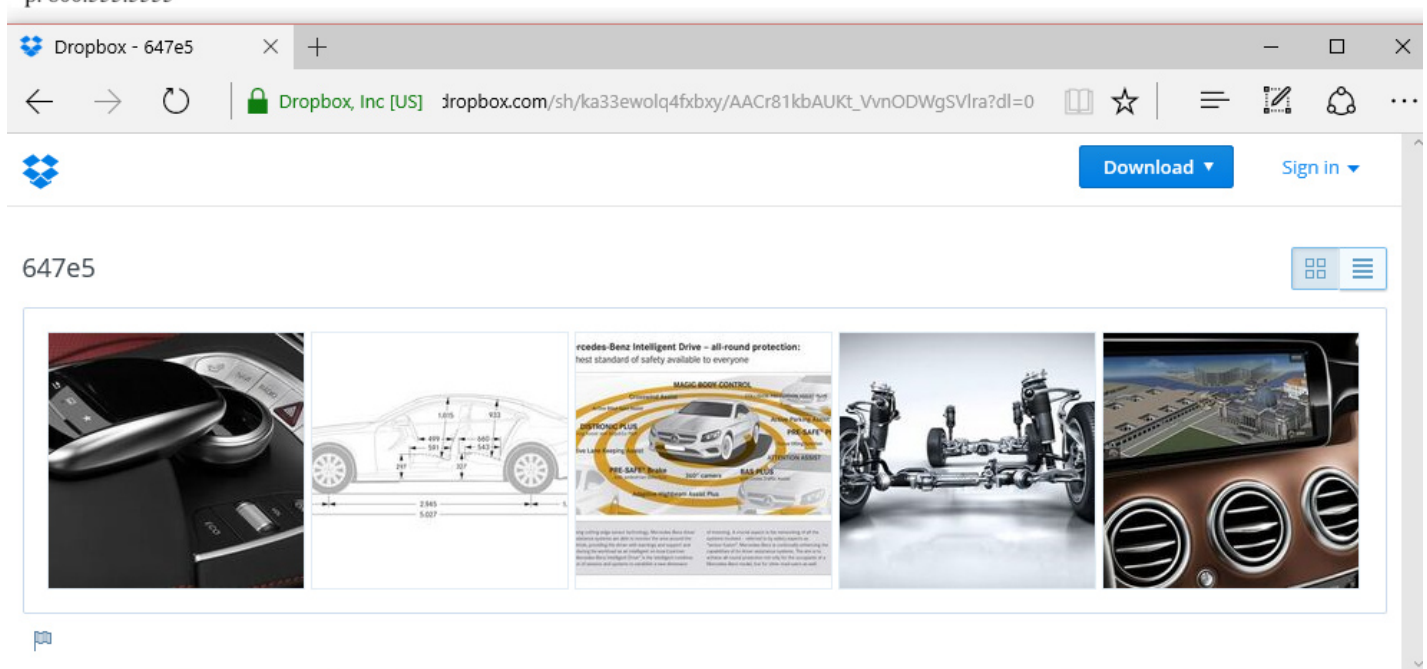
Client will receive a customized email message with a direct link to either Dropbox or private FTP download where they can view the contents that they selected from their cart.



Hello Elon Musk,
We hope you enjoyed exploring our presentation. Here is the information you requested from your visit today: <https://db.tt/zdTRnpV3>

Please be sure to contact us if you happen to have any questions. We look forward to working with you and the Tesla Motors team.

Best Regards,
Bob Smith | Account Manager
Your Company
BobSmith@YourCompany.com
p. 800.555.5555



4. Generate detailed analytics

Analytics are created in an exportable CSV file to show the categories and media that are popular, as well as information on the content that is being shared and by which guest. This is a great lead generation opportunity.

1	Category	SubCategory	Media	Selected	Shared	1	Name	email	company	link
2	Mercedes S Class	EXTERIOR	Content\6bbd5.jpg	38	5	2	Warren Buffett	warren@berkshirehathaway.com	Berkshire Hathaway	https://db.tt/ssolYJw0
3	Mercedes S Class	EXTERIOR	Fits In Anywhere Cc	14	1	3	Steve Ballmer	steve@microsoft.com	Microsoft	https://db.tt/dHLKJlk7
4	Mercedes S Class	EXTERIOR	Content\2c8f9.jpg	2	0	4	Bill Gates	bill@microsoft.com	Microsoft	https://db.tt/dHLKJlk7
5	Mercedes S Class	EXTERIOR	Content\b6e28.jpg	17	2	5	Jeff Bezos	jeff@amazon.com	Amazon	https://db.tt/OiziHOL2
6	Mercedes S Class	MECHANICS	Content\378c6.jpg	17	1	6	Richard Branson	richard@virgin.com	Virgin Group	https://db.tt/bsdLKH5
7	Mercedes S Class	MECHANICS	Content\94939.jpg	18	1	7	Elon Musk	elon@teslamotors.com	Tesla Motors	https://db.tt/zdTRnpV3
8	Mercedes CLA Class	MECHANICS	Content\720eb.jpg	31	3	8				
9	Mercedes CLA Class	CONCEPTS	Content\d049a.jpg	8	1	9				
10	Mercedes CLA Class	CONCEPTS	AMG Dynamic Sele	12	1	10				
11	Mercedes CLA Class	TECHNOLOGY	Content\c3d46.jpg	15	1	11				
12	Mercedes CLA Class	TECHNOLOGY	Content\44fd.jpg	36	3	12				
13	Mercedes GLA Class	INTERIOR	Content\5a8a3.jpg	44	5	13				
14	Mercedes GLA Class	INTERIOR	Content\129b.jpg	28	6	14				
15	Mercedes GLA Class	INTERIOR	Content\9753.jpg	16	1	15				

< >
Analytics-01Jan2016
Shared Data
+
< >
Analytics-01Jan2016
Shared Data
+

5. Full admin customization

Within the CMS, the admin is able to link the shared media to Dropbox or private FTP, configure the outgoing email client, its unique personalized messaging and upload a client list with images.

Share Type Settings

Share Media Type	<input type="text" value="Dropbox"/>
Dropbox Authentication	Configure <input type="text" value="info@YourCompany.com"/>

Media share settings

Email From	<input type="text" value="BobSmith@YourCompany.com"/>	Email Password	<input type="password" value="....."/>
Email Host	<input type="text" value="mail.YourCompany.com"/>	Email Port	<input type="text" value="587"/>

Share Mail Message Body

Mail Body	<div><p>Hello [name], We hope you enjoyed exploring our presentation. Here is the information you requested from your visit today: [dblink]</p><p>Please be sure to contact us if you happen to have any questions. We look forward to working with you and the [company] team.</p><p>Best Regards, Bob Smith Account Manager Your Company BobSmith@YourCompany.com p. 800.555.5555</p></div> <div><p>Legends [name] = guest's name [email] = guest's email address [company] = guest's company [dblink] = dropbox link</p></div>
-----------	---

Add User

Add User file (Only .csv and .xls)	<input data-bbox="532 1419 573 1465" type="button" value="+"/>
Select User Images (Only .jpeg, .png, .jpg)	<input data-bbox="532 1486 573 1533" type="button" value="+"/>
Update	

Visitor List Visibility

Display Visitor List	<input checked="" type="checkbox"/>
----------------------	-------------------------------------